


CLASSICS AT ALISANOS


Kyrene and Elliot Roads in Tempe

EMERSON	2285 Sq. Ft.	Single Story, 4 Bedrooms, 3 Baths, Great room Kitchen with Island and Nook Laundry Room, 3 Car Garage, Covered Patio, Front porch
	With Basement 3192 Sq. Ft.	5 bedrooms, 3 ½ baths, Great room, Game room, Kitchen with island and nook, Laundry room 3 car garage, Covered patio, Front porch
HAWTHORNE	2354 Sq. Ft.	Single Story, 3 Bedrooms, Open study, (Opt. 4 Bedroom) 2 ½ baths, Living, Dining and Family Room, Kitchen with Island and Nook, Laundry room, Covered Patio, 3 Car Garage
	with Basement 3425 Sq. Ft.	4 Bedrooms, Open study, (Opt. 5 bedrooms) 3 ½ baths, Living, Dining and Family rooms, Kitchen with island and nook, Laundry room, Front porch, 3 car garage
WHITMAN	2507 Sq. Ft.	Single Story, Split 3 Bedroom Plan, Open study, (Opt. 4 Bedroom) 2 ½ Baths, Living, Dining, and Family Room, Kitchen with island, Laundry room, Covered patio, 3 car garage, Front porch
	with Basement 3576 Sq. Ft.	5 Bedrooms, 3 ½ baths, Living, Dining, and Family rooms, Game room, Kitchen with island and nook, Laundry room, Front porch, 3 car garage
HEMMINGWAY	2619 Sq. Ft.	Single Story, Split 3 Bedroom Plan, Open study, (Opt. 4 Bedrooms) 2 ½ Baths Living, Dining, and Family room, Kitchen with island, Laundry room, Covered Patio, Front porch, 3 car garage
	with Basement 3673 Sq. Ft.	5 Bedrooms, 3 ½ baths Living, Dining, and Family rooms, Game room, Kitchen with island and nook, Laundry room, Front porch, 3 car garage


All square footages are approximate.



FULTON HOMES PLAN 2285 ELEV. A




FULTON HOMES PLAN 2285 ELEV. B




**CLASSIC
EMERSON**


FULTON HOMES PLAN 2285 ELEV. C



FULTON HOMES PLAN 2354 ELEV. A




FULTON HOMES PLAN 2354 ELEV. B




**CLASSIC
HAWTHORNE**


FULTON HOMES PLAN 2354 ELEV. C



FULTON HOMES PLAN 2507 ELEV. A




FULTON HOMES PLAN 2507 ELEV. B




**CLASSIC
WHITMAN**


FULTON HOMES PLAN 2507 ELEV. C



FULTON HOMES PLAN 2619 ELEV. A



FULTON HOMES PLAN 2619 ELEV. B



**CLASSIC
HEMMINGWAY**

FULTON HOMES PLAN 2619 ELEV. C